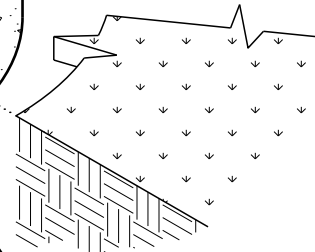
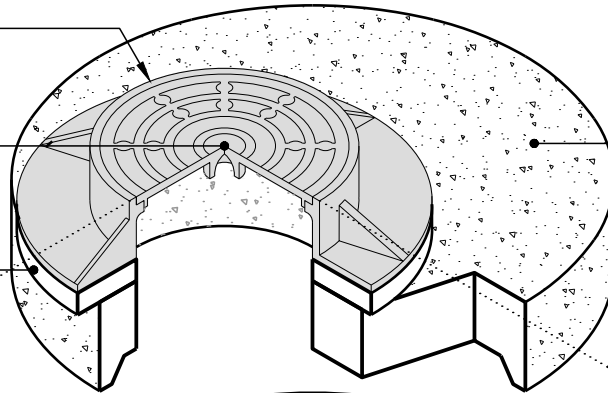
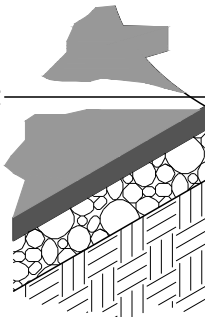


STANDARD CITY MANHOLE
 FRAME AND COVER
 SEE DETAIL 26.23

FRAME & COVER TO
 BE POSITIONED OVER
 THE OPERATING NUT

SEE NOTE 2

PRECAST CONCRETE TOP



SEE NOTE 1

ALL JOINTS TO BE T & G W/
 PREFORMED BUTYL RUBBER
 (MASTIC) OR O-RING GASKET

BUTTERFLY VALVE
 2" SQUARE OPERATING
 NUT POSITIONED UNDER
 MAN HOLE OPENING

MASONRY BLOCKING
 AS REQUIRED

PRECAST CONCRETE
 MANHOLE DOGHOUSE BASE
 SEE NOTE 1

PRECAST CONCRETE BASE
 OR POURED CONCRETE FOOTING

GROUT ANNUAL OPENING

STONE TO BOTTOM
 OF PIPE

VDOT No. 57 STONE

18"

VARIES

6"

10"

NOTES:

1. 5' DIAMETER MANHOLE FOR VALVES LESS THAN 24".
 6' DIAMETER MANHOLE FOR VALVES 24" OR GREATER.
2. CONE SECTION MAY BE SUBSTITUTED FOR FLAT TOP ACCORDING TO DEPTH.
3. THIS DETAIL APPLIES TO 16" AND LARGER VALVES.



THE CITY OF LYNCHBURG

**BUTTERFLY VALVE IN
 PRECAST MANHOLE**

SCALE:
NOT TO SCALE

DETAIL #
26.07

REVISION DATE:
4-2020

SHEET #:
1 OF 1

USE WITH THE CITY OF LYNCHBURG STANDARD SPECIFICATIONS ONLY