

# Lynchburg Police Department

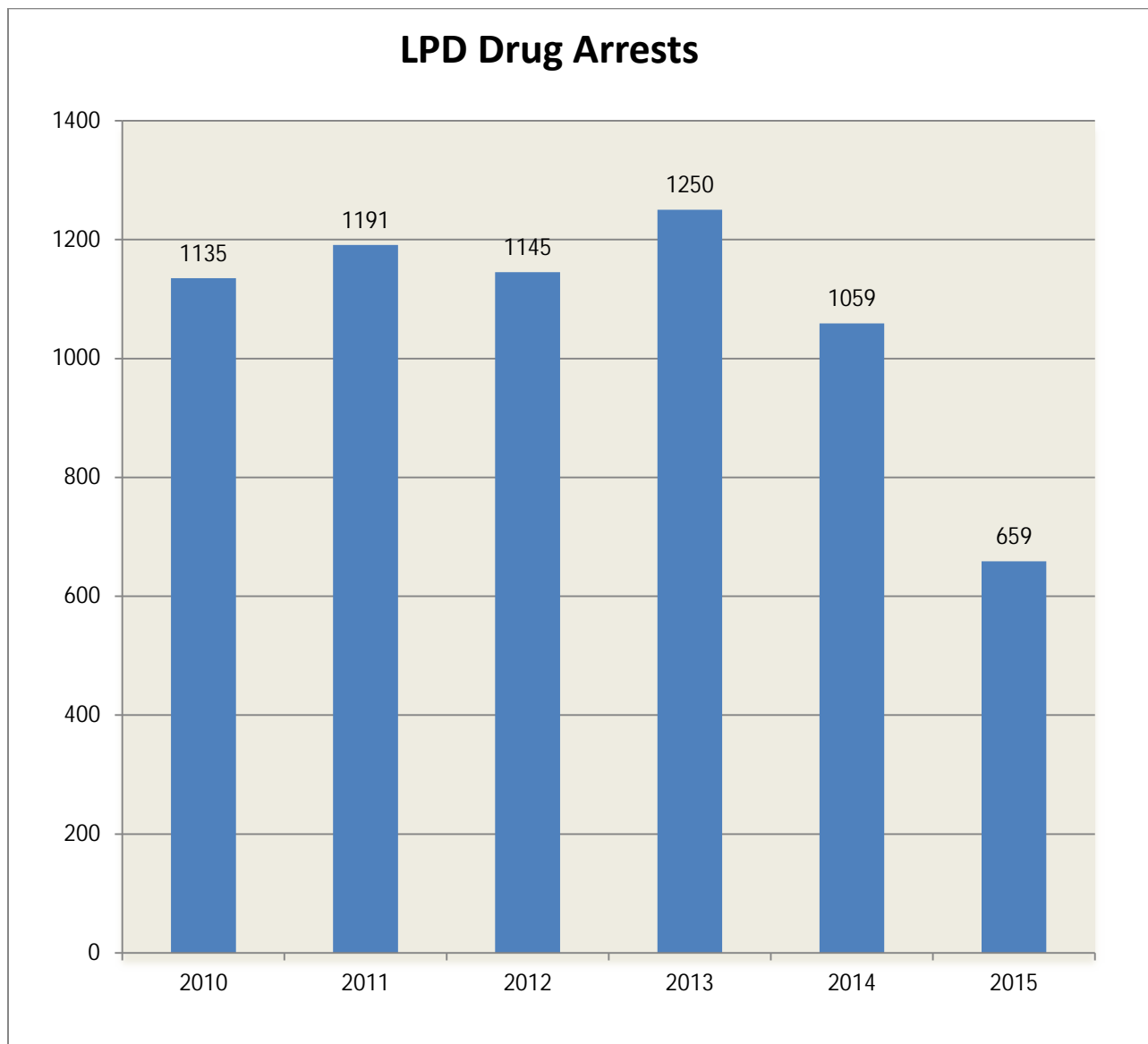


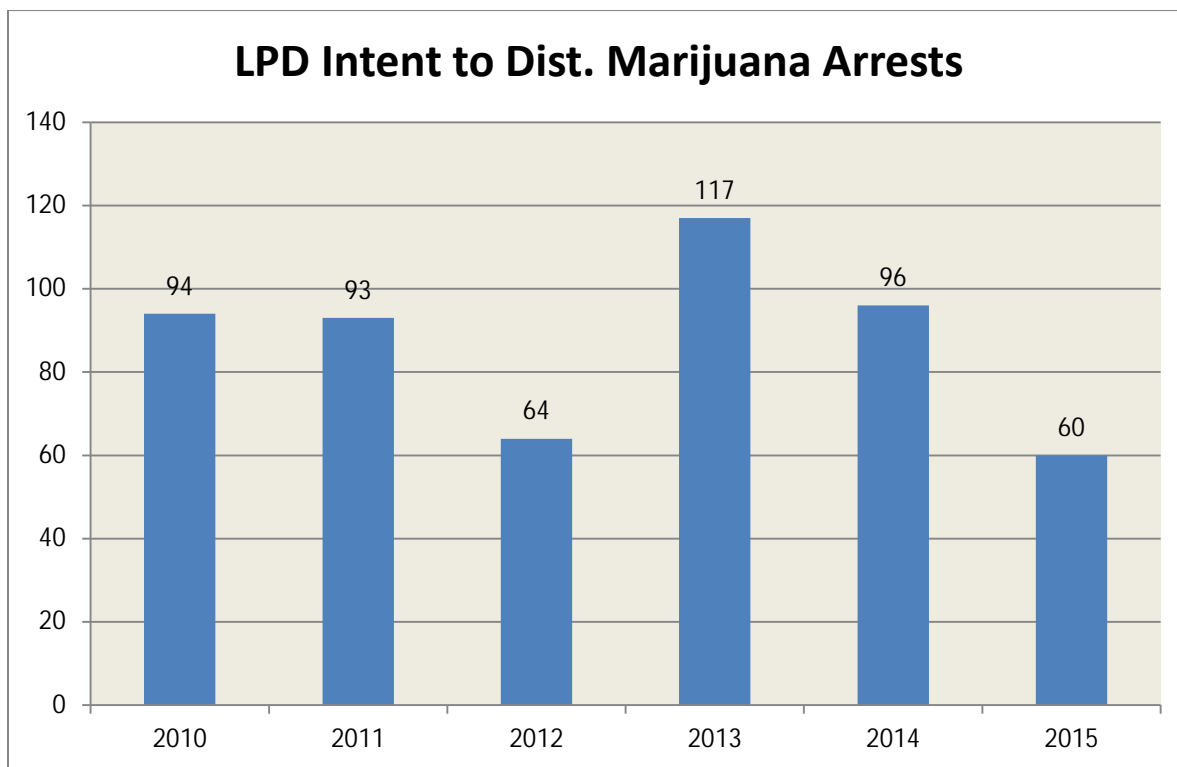
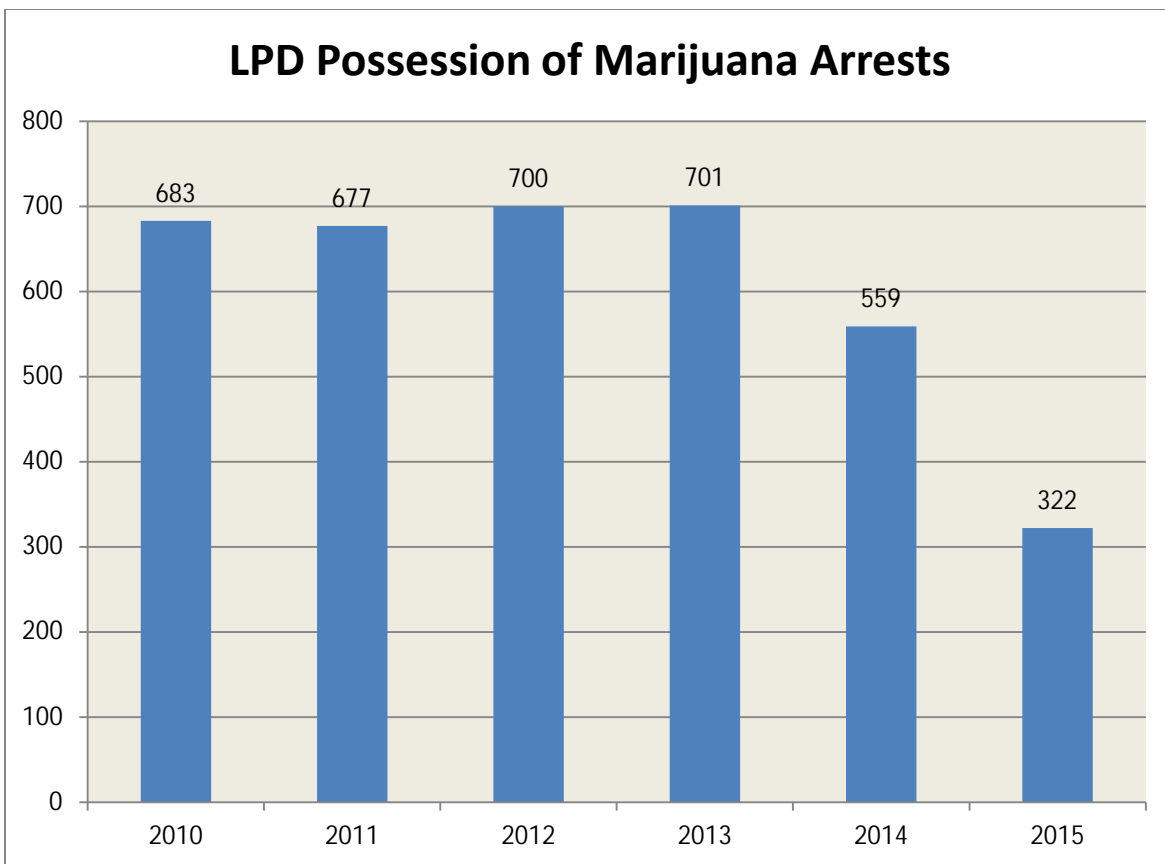
## Drug Trends in the City 2010 – 2015

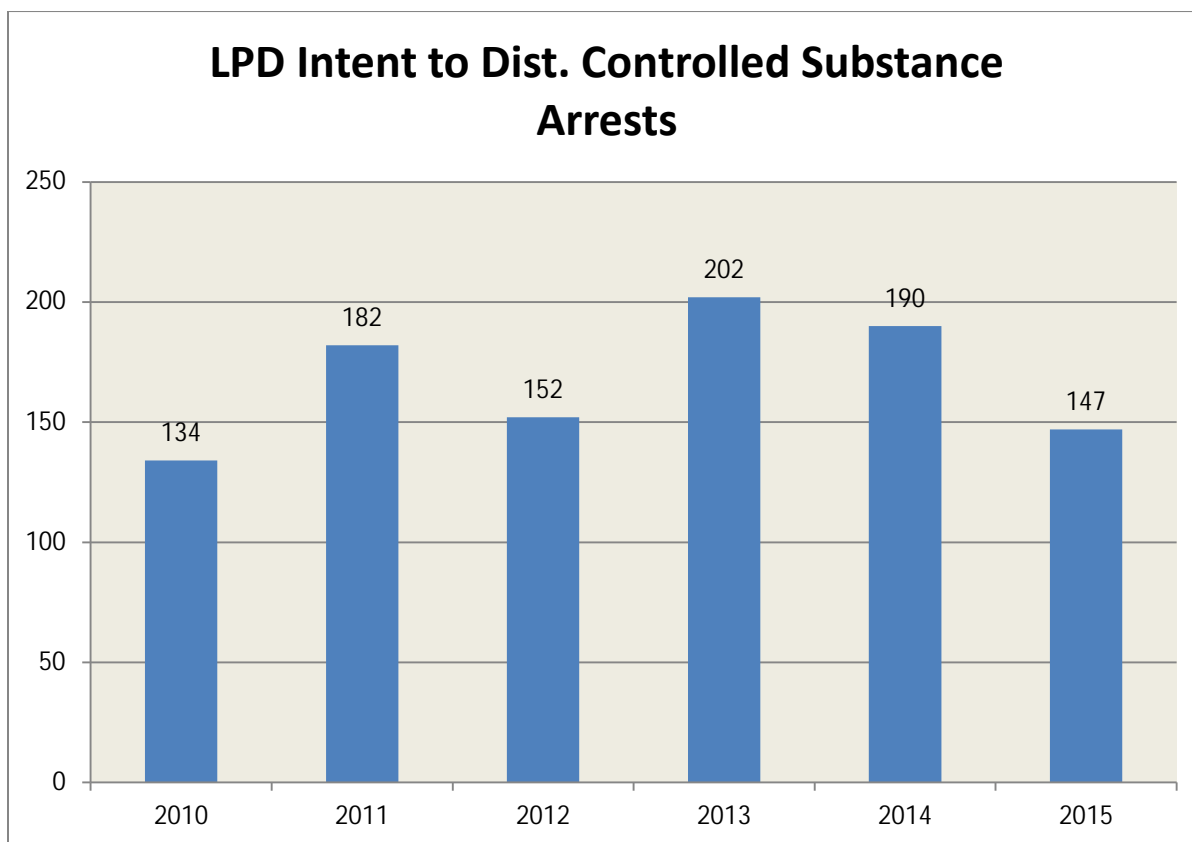
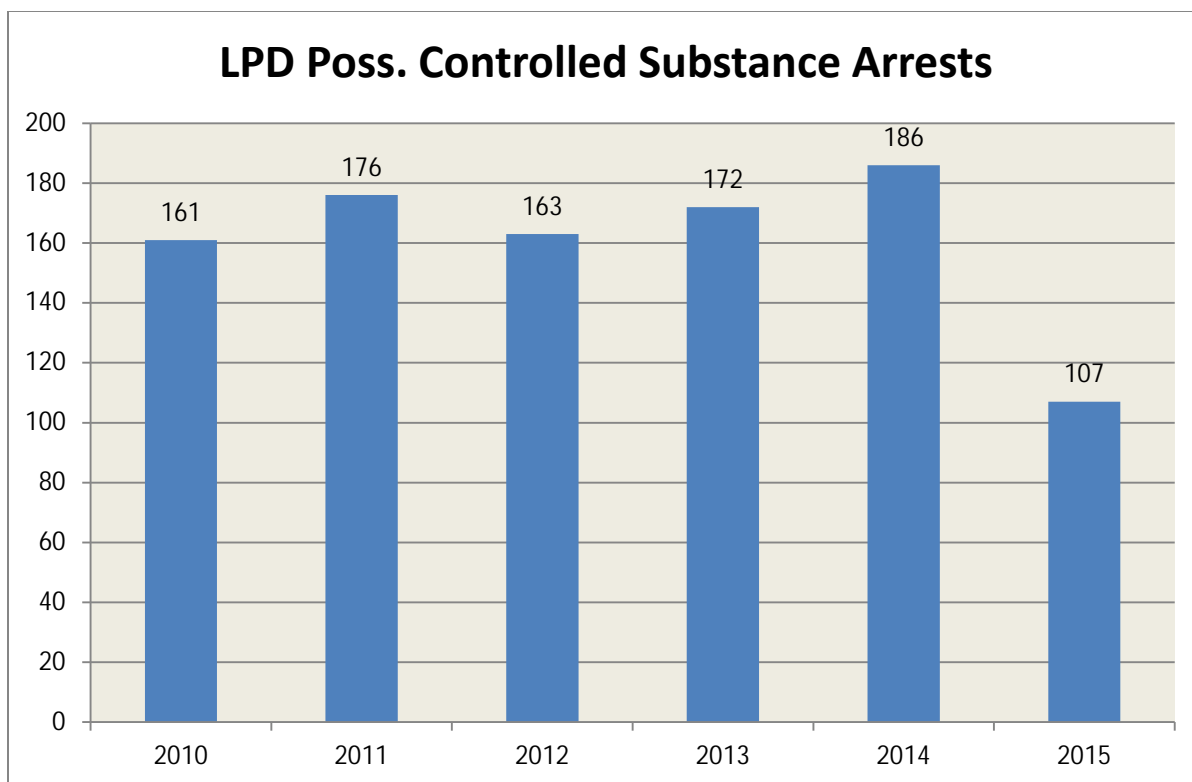
Crime Analysis Office  
Officer N.D. Campbell

**\*\* 2015 Data through August 15, 2015 \*\***

	<b>2010</b>	<b>2011</b>	<b>2012</b>	<b>2013</b>	<b>2014</b>	<b>2015</b>
<b>Total Drug Arrests</b>	1135	1191	1145	1250	1059	659
<b>Poss. Marijuana</b>	683	677	700	701	559	322
<b>Intent to Dist Marijuana</b>	94	93	64	117	96	60
<b>Poss. Controlled Substance</b>	161	176	163	172	186	107
<b>Intent to Dist. Controlled Substance</b>	134	182	152	202	190	147







<b>ADULT</b>	<b>Total Drug Arrests</b>	<b>Black Offenders</b>	<b>White Offenders</b>	<b>Male</b>	<b>Female</b>
<b>2010</b>	<b>1100</b>	<b>729</b>	<b>369</b>	<b>953</b>	<b>145</b>
<b>2011</b>	<b>1164</b>	<b>738</b>	<b>423</b>	<b>980</b>	<b>183</b>
<b>2012</b>	<b>1094</b>	<b>729</b>	<b>361</b>	<b>895</b>	<b>198</b>
<b>2013</b>	<b>1213</b>	<b>780</b>	<b>425</b>	<b>984</b>	<b>228</b>
<b>2014</b>	<b>1024</b>	<b>674</b>	<b>349</b>	<b>818</b>	<b>206</b>
<b>2015</b>	<b>645</b>	<b>441</b>	<b>204</b>	<b>507</b>	<b>138</b>

<b>JUVENILE</b>	<b>Total Drug Arrests</b>	<b>Black Offenders</b>	<b>White Offenders</b>	<b>Male</b>	<b>Female</b>
<b>2010</b>	<b>31</b>	<b>23</b>	<b>8</b>	<b>26</b>	<b>5</b>
<b>2011</b>	<b>24</b>	<b>17</b>	<b>6</b>	<b>22</b>	<b>2</b>
<b>2012</b>	<b>49</b>	<b>26</b>	<b>23</b>	<b>47</b>	<b>2</b>
<b>2013</b>	<b>37</b>	<b>26</b>	<b>11</b>	<b>33</b>	<b>4</b>
<b>2014</b>	<b>35</b>	<b>26</b>	<b>9</b>	<b>33</b>	<b>2</b>
<b>2015</b>	<b>15</b>	<b>11</b>	<b>4</b>	<b>14</b>	<b>1</b>

